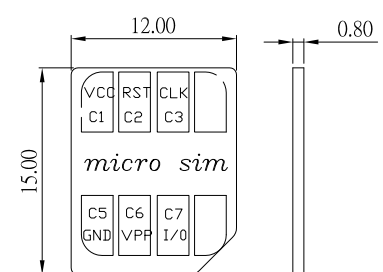
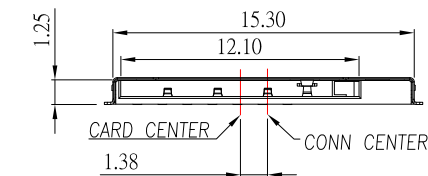


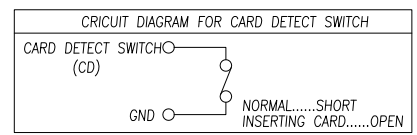
**PCB LAYOUT**

**Material:**

- 1.Housing: LCP
  - 2.Contact: Copper Alloy
  - 3.Shell: Stainless Steel
- Finish:**
- 1.Contact: Plated Gold in Mating Area ;  
Gold Plated on Solder Balls ;  
Nickel under plated overall
  - 2.Shell: Nickel under Plated surface layer



SIM pin Assignment	
PIN#	Name
C1	VCC
C2	RST
C3	CLK
C5	GND
C6	VPP
C7	I/O



TOLERANCE UNLESS OTHERWISE STATED :

Up to 5	±0.2
Above 5 ~ 15	±0.3
Above 15 ~ 30	±0.4
Above 30 ~ 50	±0.5
Angle	±0.3

3RD. ANGEL'S

UNITS MM

DRAWN BY:	DATE	MAT'L	TITLE	CONNECTOR
Jack Lu	09/28/18			
CHECKED BY:	DATE	FINISH	MODLE	MICRO SIM PUSH. 7PIN H1.35
Jacky Chen	09/28/18			
APPROVED BY:	DATE	SCALE	DWG NO.	MSIM-135A-01BR-S304
Tony Kao	09/28/18	1 : 1	PART NO.	MSIM-135A-01BR-S304
		SHEET NO.	1 of 1	
				SIZE A4
				VER R

ITEM NO.	DESCRIPTION	DRAWN	DATE